

## Flower Arranging by 4's

### Before Playing:

1. Run off the game board Flower Arranging by 4's and the game pieces of flowers. Cut up the flower cards into rows of 4.
2. Run off the division cards and cut them up.

### Directions:

1. Pick a division card. You have four vases so the flowers must be divided evenly between the four vases. So if you picked the division card  $24 \div 4 =$  you have to take 24 flowers and put them into the four vases.
2. Then tell how many flowers are in each vase to answer the problem.
3. Arrange all ten problems correctly and answer the problems correctly, YOU WIN!

$4 \div 4 =$

$8 \div 4 =$

$12 \div 4 =$

$16 \div 4 =$

$20 \div 4 =$

$24 \div 4 =$

$28 \div 4 =$





$32 \div 4 =$

$36 \div 4 =$

$40 \div 4 =$



## Flower Arranging by 4's

## Counting By 4's Will Help You!

4	8	12	16	20	24	28	32	36	40
---	---	----	----	----	----	----	----	----	----

